



*elan*™

IMPRESSION



## Welcome to the World of Elan Impression

Elan Impression is a full range of newly redesigned semi-deck saloon yachts intended for short-handed cruising, while giving the space and comfort that sailors desire.

In addition to the cruising families, Elan Impression yachts have also enjoyed longstanding recognition from some of the world's largest charter companies, who choose them for their practical and safe design, innovative interior layouts, convenient pricing, world-class quality finish and value retention.

Elan Impression yachts are known as modern classics due to their classic hull shape, known for reliable and quick passagemaking. Shaped by Humphreys Yacht Design, they are extremely stiff, with balanced forms and a clean run off aft. Moderate in concept, they never suffer from weather extremes. The hull is built through the process of VAIL (vacuum infusion lamination), which, in unison with a careful laminate plan and 3D VAIL stringers, ensures uniform resin distribution and equal spread of mechanical properties. Outer, highly saturated vinyl ester skin prevents osmosis.

In addition to composite know-how, very few shipyards can attain as high a standard in woodworking as a company with more than seventy years of naval heritage.



IMPRESSION 50.1




IMPRESSION 45.1



IMPRESSION 40.1





## IMPRESSION 50.1

The Impression 50.1 is the largest yacht in the family and can either be a charter powerhouse berthing up to 12 people or a cruising dream with a luscious en suite owner's cabin.

- Only yacht in the range with a twin rudder system.
- Spacious and comfortable cockpit optimised for both movement and comfort, with u-shaped seating for larger groups.
- Large garage for a liferaft, tender or other equipment.
- Large interior volume bathed in light.
- U-shaped seating with additional folding chairs.
- Inverted galley forward layout: U-shaped galley with stove extractor hood, coffee machine, microwave option and more.
- Fixed navigation table.







## IMPRESSION 45.1

The Impression 45.1 is the most popular yacht in the family, offering the best balance between length, volume, displacement and amenities. It won the nomination for the European Yacht of the Year 2020 award for its innovative redesign.

- Modern vertical transom with transom seats.
- Long cockpit seating that can easily convert into sunbeds.
- Practical garage space and bathing platform.
- Innovative side-galley solution with incredible amounts of storage space.
- Island settee with swivel backrest.
- Large navigation table with folding chair.








## IMPRESSION 40.1

The modernised Elan Impression 40.1 is a sight to behold. Packed with a full range of equipment usually available only on larger yachts, the Impression 40.1 is a cruising family favourite.

- Practical modern deck perfect for short-handed cruising.
- Functional and comfortable.
- Large fold-down table with cup holders and grab-rails.
- Spacious saloon bathed in natural light.
- Four different cabin layout configurations.
- L-shaped galley with front-loading refrigerator.








## Impression Line features and options

All Elan Impression yachts come with a rich standard specification and can be endlessly customised by a wide array of optional equipment, ranging from a full teak deck to air conditioning. Get in touch with us for a full list of options!

- The modular split table allows for easy movement through the cockpit, even when side wings are open.
- The table wings have three distinct positions and can convert the cockpit bench into a sunbed.
- Aft storage boxes can be upgraded to hold a grill and a refrigerator.
- Small or large bathing platform option.
- A twin helm with composite steering wheels is standard on all yachts.
- Steering pedestals with grabrails are compatible with all 9 inch electronics.
- Permateek (synthetic teak) in standard.
- High-end sailing hardware, including Harken, Selden in standard specification.







## Impression Line features and options

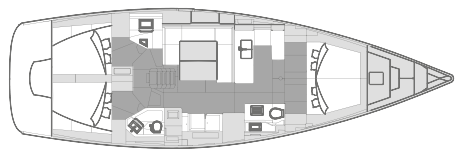
Interior furniture and surfaces are made of Iroko (African teak) veneer and solid wood finish, famous for its beauty and tested for durability and low maintenance. Combined with an abundance of natural light and smart layout design, the Impression interior will delight both owners and guests.

- Comfortable en suite owner's cabin.
- Ambient lighting option.
- Large, front-loading refrigerator for easy access.
- DAME design award winning modern aluminium digital control panel with analogue overrides.
- High-end marine hardware including Harken, Selden in standard specification.
- Saloon berth and bunk-bed option.
- Oceanvolt electric propulsion and generation option on all models.

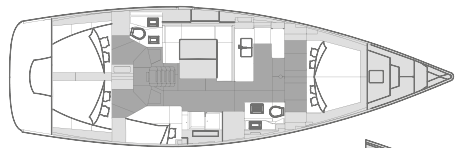




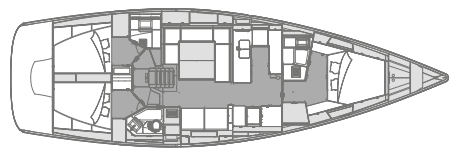
IMPRESSION 50.1



**Option 1** - 4 cabins, 3 heads

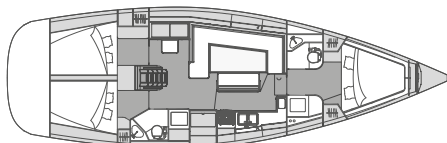


**Option 2** - 5 cabins, 2 heads

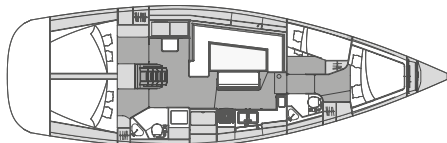


**Option 3** - 3 cabins, 3 heads

IMPRESSION 45.1

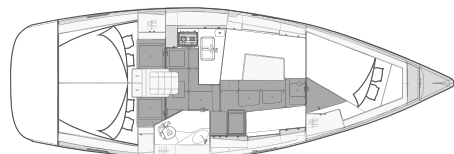


**Option 1** - 3 cabins, 2 heads

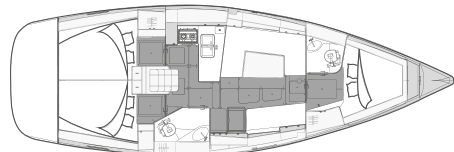


**Option 2** - 4 cabins, 2 heads

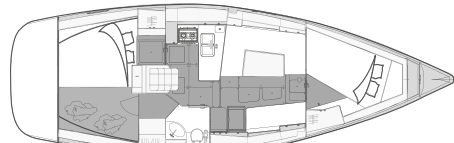
IMPRESSION 40.1



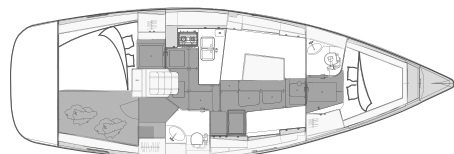
**Option 1** - 3 cabins, 1 head



**Option 2** - 3 cabins, 2 heads



**Option 3** - 2 cabins, 1 head



**Option 4** - 2 cabins, 2 heads

	IMPRESSION 50.1	IMPRESSION 45.1	IMPRESSION 40.1
OVERALL LENGTH	15.18 m / 49'10"	13.59 m / 45'5"	11.99 m / 39'4"
HULL LENGTH	14.83 m / 48'8"	13.00 m / 42'8"	11.48 m / 37'8"
LENGTH AT WATERLINE	13.76 m / 45'2"	11.44 m / 37'6"	10.00 m / 32'10"
BEAM	4.68 m / 15'4"	4.18 m / 13'9"	3.91 m / 12'10"
DRAFT (standard)	2.23 m / 7'4"	1.90 m / 6'3"	1.80 m / 5'11"
DRAFT (option)	1.85 m / 6'1"	1.60m / 5'3"	1.50m / 4'11"
AIR DRAFT (including antenna)	21.90 m / 71'9"	19.50 m / 63'12"	17.60 m   57'9"
LIGHT DISPLACEMENT (mLCC)	12,867 kg / 28,367 lbs.	10,420 kg / 23,000 lbs.	8,368 kg / 18,400 lbs.
BALLAST	4,600 kg / 10,141 lbs. 4,810 kg / 10,604 lbs.	3,310 kg / 7,300 lbs. 3,450 kg / 7,600 lbs.	2,545 kg / 5,600 lbs. 2,479 kg / 5,500 lbs.
VOLVO ENGINE (standard)	55 kW / 75 HP	37 kW / 50 HP	20 kW / 29 HP
YANMAR ENGINE (option)	60 kW / 80 HP	42 kW / 57 HP	20 kW / 29 HP
VOLVO ENGINE (option)		55 kW / 75 HP	37 kW / 50 HP
OCEANVOLT (option)	15 kW twin Oceanvolt electric	15 kW Oceanvolt electric	10 kW Oceanvolt electric 15 kW Oceanvolt electric
FUEL CAPACITY	255 l / 67 US gal.	215 liters / 56 US gal.	146 liters / 38 US gal.
WATER CAPACITY (STANDARD)	605 l / 160 US gal.	300 liters / 79.3 US gal.	240 liters / 63 US gal.
WATER CAPACITY (OPTION)		572 liters / 151.1 US gal.	520 liters / 137 US gal.
MAINSAIL FURLING	57.96 m <sup>2</sup> / 623.90 sq. ft. 55.94 m <sup>2</sup> / 602.20 sq. ft.	46.79 m <sup>2</sup> / 503.60 sq. ft. 39.75 m <sup>2</sup> / 427.80 sq. ft.	37.91 m <sup>2</sup> / 408.00 sq. ft. 31.59 m <sup>2</sup> / 340.00 sq. ft.
GENOA	50.65 m <sup>2</sup> / 545.20 sq. ft.	52.47 m <sup>2</sup> / 564.70 sq. ft.	38.11 m <sup>2</sup> / 410.20 sq. ft.
GENNAKER	173.00 m <sup>2</sup> / 1862.10 sq. ft.	110.00 m <sup>2</sup> / 1184.00 sq. ft.	81.00 m <sup>2</sup> / 871.90 sq. ft.
I	19.00 m / 62'4"	15.90 m / 52'2"	13.96 m / 45'10"
J	5.61 m / 18'5"	4.78 m / 15'8"	3.90 m / 12'9"
P	17.90 m / 58'9"	14.80 m / 48'7"	13.00 m / 42'8"
E	6.25 m / 20'6"	5.37 m / 17'7"	4.86 m / 15'11"
DESIGN	Humphreys Yachts Design & Elan Design Team	Humphreys Yachts Design & Elan Design Team	Humphreys Yachts Design & Elan Design Team



***elan***™

uncompromising **since 1949**

Elan, d.o.o. - Marine Division  
Begunje 1, 4275 Begunje na Gorenjskem, Slovenia  
+386 4 53 51 109 | [sail@elan.si](mailto:sail@elan.si)  
[www.elan-yachts.com](http://www.elan-yachts.com)

